




GRANDCHAMP

STRUCTURE DESIGN

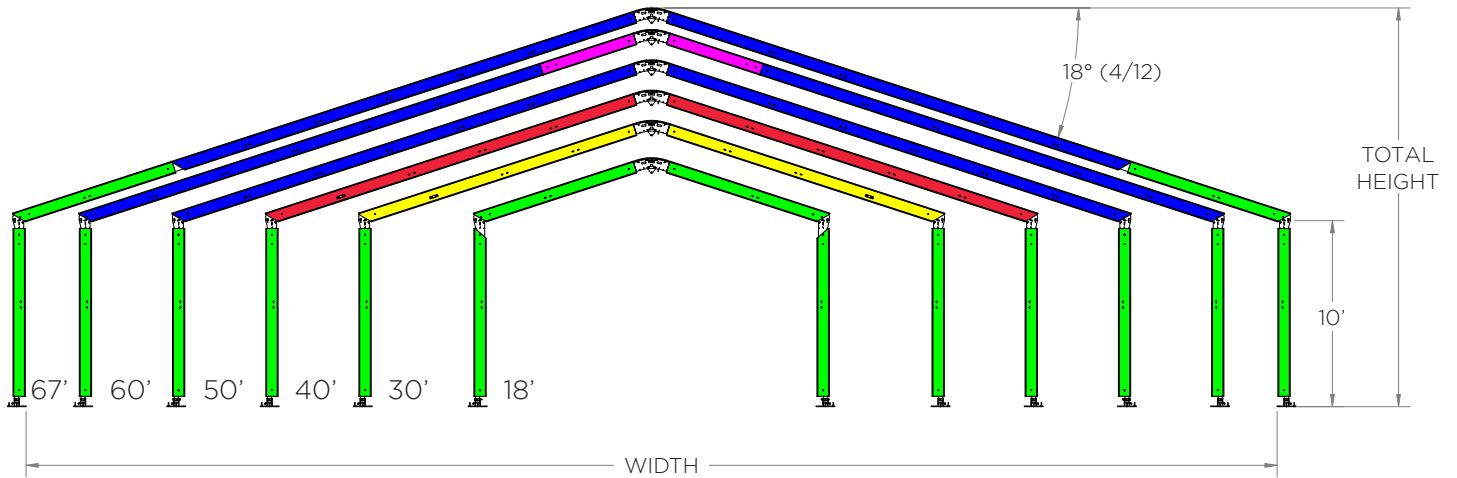
TECHNICAL SHEET
MEDIUM
STRUCTURE



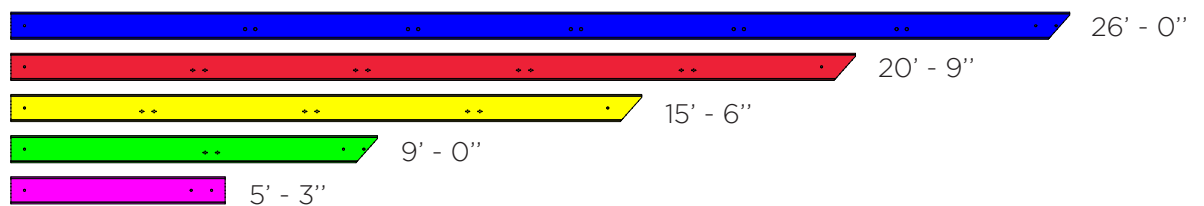


TECHNICAL SHEET

Grandchamp's Medium Beam



Width	18'	30'	40'	50'	60'	67'
Total height	13' - 9"	15' - 4"	17' - 0"	18' - 8"	20' - 3"	21' - 5"
Number of purlins in summer/*winter	5	5 / 9*	7 / 11*	9 / 13*	11 / 15*	11 / 17*
Rafter total length	9' - 0"	15' - 6"	20' - 9"	26' - 0"	31' - 3"	35' - 0"



STRUCTURE & MEDIUM PROFILE

- Dimensions: 2,40" X 8.00"
- Anodized 6005-T5 aluminum extrusion
- Other parts in ASTM A36 and A514 Gr.S (CHT100) zinc plated steel
- Steel cables 1/4" - 7X19 white vinyl coated
- Square rail for 'Bolt-On' attachment system (pendant lights, decor, etc.)
- Universal bolt 1/2" - 13 Gr.5



TECHNICAL SHEET

Vinyl

- Coated vinyl 22oz
- NFPA 701 and CAN / ULC-S109 fire retardant
- Opaque to UV rays (Blackout)
- Anti-mold vinyl
- All vinyl parts inserted in the Keder rails (13mm)
- Rollers for wall opening
- Carrying bags of vinyl parts included

TYPES OF WINDOWS

Types of wall, gable end & roof windows



Tinted French windows



Clear French windows




Plain (no window)



Panoramic tinted window



Panoramic clear window



Color, printing and stickers

- Custom color vinyl
 - Vinyl printing
 - Large size sticker printing
-